



Correlation backbone (2NN-graph) on module data (dmap)

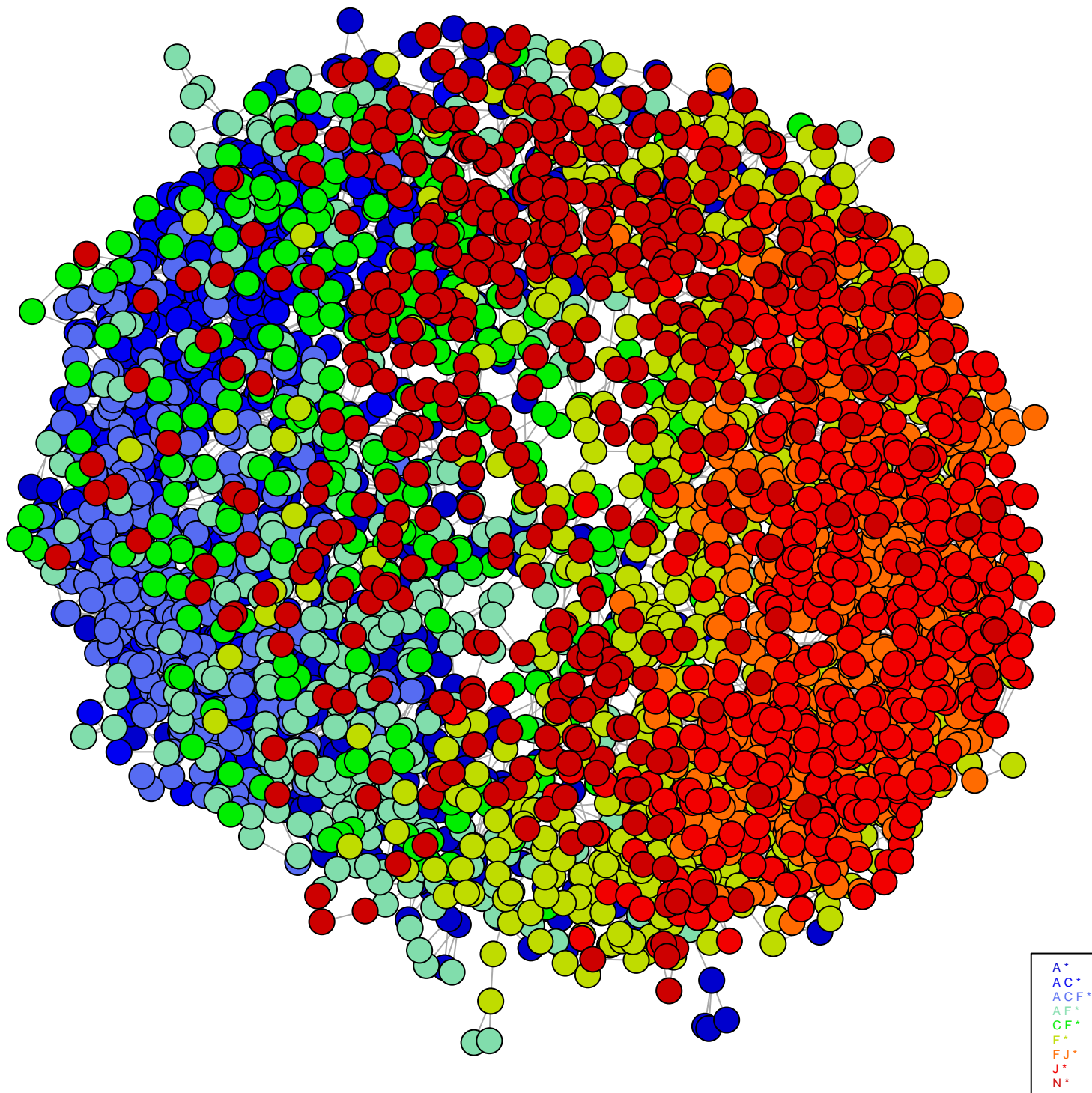


Correlation backbone & silhouette scores on module data (dmap)



0.5<S	0<S<0.5	S<0
A*	A*	A*
AC*	AC*	AC*
ACF*	ACF*	ACF*
AF*	AF*	AF*
CF*	CF*	CF*
F*	F*	F*
FJ*	FJ*	FJ*
J*	J*	J*
N*	N*	N*

Correlation backbone (2NN-graph) on metagenome data



Correlation backbone & silhouette scores on metagene data

